



# Sign in to FSC Connect and access FSC Trace

## FSC Trace Walkthrough

May 2025

Version 1

This content will also be available in video format soon



About FSC Trace:  
[fsc.org/fsctrace](https://fsc.org/fsctrace)



FSC Trace portal:  
[fsctrace.fsc.org](https://fsctrace.fsc.org)



Training materials:  
[connect.fsc.org/getting-started-fsctrace](https://connect.fsc.org/getting-started-fsctrace)



Questions:  
[connect@fsc.org](mailto:connect@fsc.org)



Support:  
[connect@fsc.org](mailto:connect@fsc.org)

### Steps

### FSC Trace Visual

- 1 To access FSC Trace, you need an active FSC Connect account \*.**
- Go to FSC Connect and click on **Sign in > enter your email and password > click on Sign In**
- \*If you don't have an account yet, see the step 1.1*



- 1.1 Activate your FSC Connect account.**
- If you have been invited\* to join FSC Trace, please locate the **invitation email** and click on “Activate my account” to initiate the account activation.
- \*If you haven't been invited, please reach out to to your organisation's Primary Contact and ask them to add you as a user.*

As the designated Primary Contact managing your company's FSC Certificate or Promotional Licence (code: {{licenseCode}}), you can start using FSC Trace right away. To access it, you need to create an account in FSC Connect, our collaboration hub. Here's how to get started:

- 1** Activate your account using the link below
- 2** Complete the registration and set your password
- 3** Log in and look for FSC Trace in the app menu

**Activate my account**


What is FSC Trace?

FSC Trace is a secure platform that ensures seamless compliance verification throughout the supply chain. It enhances our certification process, guaranteeing that every product's journey—from forest to shelf—is sustainable and efficiently managed. Leveraging blockchain technology, FSC Trace allows participants to confidentially and flexibly access and exchange essential data, supporting verification and due diligence while demonstrating compliance with evolving regulations.

- 1.2 Enter your activation code and set up new password**
- A page will load with a unique **activation code\***. Once you submit it, you will be requested to **create and confirm your password**.
- Now you have an account and can sign in with your new credentials (see Step 1).



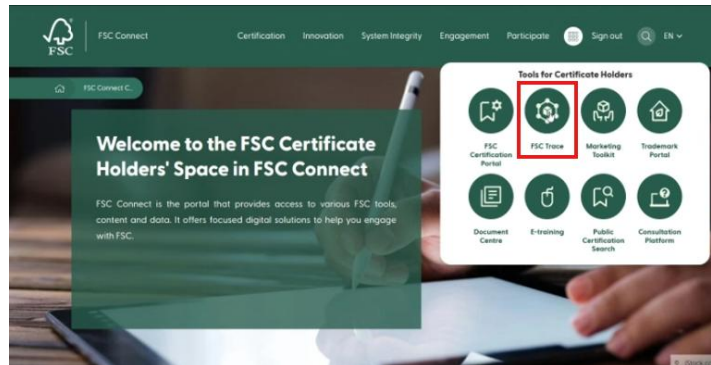
*\*Please note that this activation code is unique to you and your email and cannot be shared or reused.*



2

## Access FSC Trace

Once you have logged in to FSC Connect, locate and expand the app pallet. Then click on the FSC Trace icon

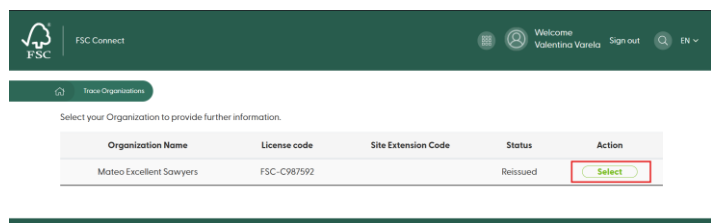


3

## Select your organization

A page with the details of your organization \* will open. To continue, **select** the organization you will be working with on FSC Trace

*\*If you manage a single certificate, you will only see one organization. However, if you manage a group certificate you will see all organizations covered.*



4

## Start using FSC Trace

You're all set. After you select your organization, you will be redirected to FSC Trace, now you can start setting up your products, inviting trading partners, recording transactions and more.

